

HANDLING INSTRUCTIONS



EE893 / EE892 - Digital CO₂ Measurement Module

GENERAL





EE893 / EE892 Digital CO₂ Measurement Module incorporate the E+E dual wavelength NDIR CO₂ sensor, which compensates for ageing effects, is highly insensitive to pollution and offers outstanding long term stability.

CAUTION

- EE893 / EE892 are ESD sensitive devices and shall be handled with corresponding precautions.
- EE893 / EE892 and mainly the CO₂ sensing cell shall not be exposed to any mechanical stress during installation or operation. Mechanical stress on the sensing cell can lead to relevant measurement errors.
- For mounting EE892 with pins by soldering, the temperature at the EE892 module shall not exceed 60 °C (140 °F).



HANDLING AND MOUNTING



TECHNICAL DATA AND SUPPORT LITERATURE

Please see data sheet, specification, application notes and tutorials at:

- www.epluse.com/en/products/co2-measurement/co2-sensor/ee893
- www.epluse.com/en/products/co2-measurement/co2-sensor/ee892

INFORMATION

+43 7235 605 0 / info@epluse.com

Langwiesen 7 • A-4209 Engerwitzdorf
 Tel: +43 7235 605-0 • Fax: +43 7235 605-8
info@epluse.com • www.epluse.com

LG Linz Fn 165761 t • UID-Nr. ATU44043101
 Place of Jurisdiction: A-4020 Linz • DVR0962759

